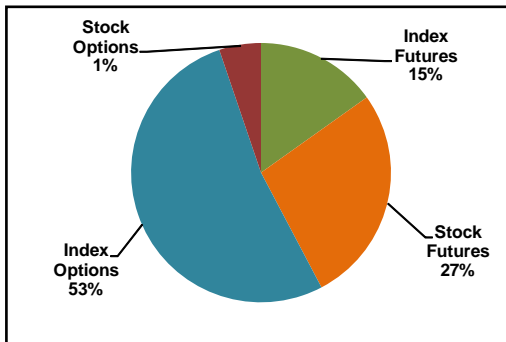


**Nifty Tracker**

Particulars	Current	Previous
Spot	5269.90	5235.70
Feb Close	5274.35	5262.15
Mar Close	5300.85	5290.60
Feb OI (Shrs.Cr)	2.19	2.18
Mar OI (Shrs.Cr)	0.25	0.25
Feb CoC (%)	1.47	8.38
Mar CoC (%)	3.83	6.71
PCR Vol	1.16	0.98
PCR OI	1.47	1.42
Market OI (Rs.Cr)	106234	103330
Market CoC (%)	5.55	11.14

(Source: Karvy Research)

**OI Composition**



(Source: Karvy Research)

**FII Activity**

Particulars	Buy (Rs.Cr)	Sell (Rs.Cr)
Index F&O	19261.13	18027.47
Stock F&O	3881.83	3293.24

(Source NSE)

**Nifty**

Support	Resistance
5250	5300
5220	5330

**Globetrotter**

Indices	Level	Change	%
Dow Jones	12705.40	11.05	0.09
Nasdaq	2859.68	11.41	0.40
FTSE100	5796.07	5.35	0.09
Hang Seng	20713.87	25.58	0.12
Nikkei	8859.02	17.80	0.20

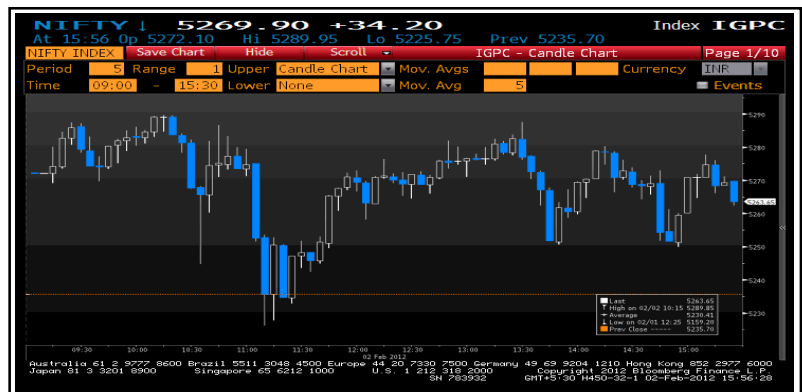
(February 03, 2012; 8:15 AM IST)

(Source: Bloomberg)

**A.Kalyan.C.Reddy**  
 kalyanc@karvy.com  
 +91 9908333225

**Nifty Snapshot**

- Nifty February futures premium decreased to 4.45 points from 26.45 points. Futures added 1 lakh shares in open interest.
- Nifty March futures premium decreased to 30.95 points from 54.90 points. Futures added 1 lakh shares in open interest.
- Nifty historical volatility decreased to 24.33% from 24.89%.
- Nifty put options added 36 lakh shares in open interest while, Nifty call options have added 11 lakh shares in open interest.
- Nifty put options implied volatility increased to 23.42% from 20.86% while, Nifty call options implied volatility decreased to 19.59% from 22.33%.
- Nifty VIX increased to 23.69% from 22.89%.



(Source: Bloomberg)

**Nifty View**

The US markets have closed on a mixed note, while the European indices have closed on a flat-to-positive note. Currently the Asian indices are trading flat-to-negative. Hence, Nifty is expected to open on a flat note as indicated by SGX Nifty. Trade long in Nifty above 5280 levels or else from 5250 with stop loss placed at 5220 levels for targets of 5300 and 5320 levels.

**Bank Nifty View**

The index ended on a positive note as it gained by 0.43% in yesterday's session. On the F&O front, the Bank Nifty has added 1.18% in open interest on the back of decreasing cost-of-carry indicating addition of short positions. The index has its support around 9900 and 9800 levels and would face stiff resistance around 10050 and 10150 levels.

**CNXIT View**

The index ended on a positive note as it gained by 1.42% in yesterday's session. On the F&O front, the CNXIT has added 8.06% in open interest on the back of decreasing cost-of-carry indicating addition of short positions. The index has its support around 6250 and 6200 levels and would face stiff resistance around 6300 and 6330 levels.

**Nifty Directional:** Buy Nifty Feb Fut above 5280\* Average: 5250\* Stop Loss: 5220\* Targets: 5300, 5330\* TF: Intraday

**Nifty Options:** Sell Nifty Feb 5200 PE @ 75-80 Stop Loss: 5220(Spot) Targets: 50-52 TF: 1-2 days.

CE: Call; PE: Put; SL: Stop Loss; Tgt: Target; TF: Time Frame, \* spot level

### Most Active Calls

Symbol	Expiry Date	Strike Price	Contracts Traded	OI (Shares)
NIFTY	23-Feb-12	5300	394816	5857650
NIFTY	23-Feb-12	5400	305497	5382550
NIFTY	23-Feb-12	5500	190162	3987450
NIFTY	23-Feb-12	5200	158228	3880850
NIFTY	23-Feb-12	5600	94745	2008000
NIFTY	23-Feb-12	5700	59799	1125550
NIFTY	23-Feb-12	5800	30119	411750
NIFTY	23-Feb-12	5100	25035	2085150
NIFTY	29-Mar-12	5500	12344	1315600
NIFTY	23-Feb-12	5900	11314	231000

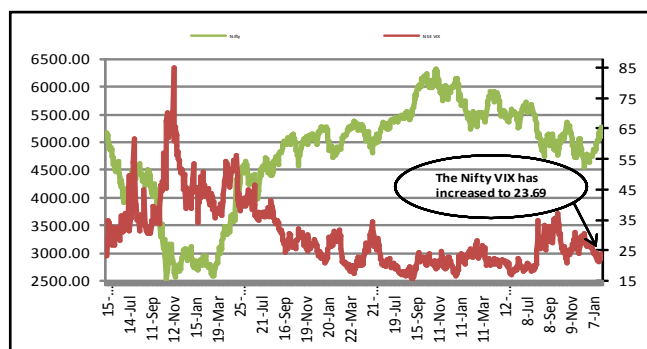
(Source: NSE India)

### Most Active Puts

Symbol	Expiry Date	Strike Price	Contracts Traded	OI (Shares)
NIFTY	23-Feb-12	5200	424303	4975300
NIFTY	23-Feb-12	5100	260066	6676400
NIFTY	23-Feb-12	5000	199832	6880700
NIFTY	23-Feb-12	5300	198514	2386800
NIFTY	23-Feb-12	4900	124373	3998300
NIFTY	23-Feb-12	4800	103001	5777250
NIFTY	23-Feb-12	4700	79478	4381500
NIFTY	23-Feb-12	4600	29674	3311300
NIFTY	23-Feb-12	5400	24453	879400
NIFTY	23-Feb-12	4500	19531	2089650

(Source: NSE India)

### Nifty VIX



(Source: Karvy Research)

### SGX Nifty Watch

Symbol	Expiry Date	LTP	Contracts Traded	OI (Shares)
SGX CNX Nifty	23-Feb-12	5282.50	330	2,24,481

(Source: SGX)

### Index Open Interest Watch

Symbol	OI -Near (Rs.Cr.)	COC (%)	OI-Mid (Rs.Cr.)	COC (%)
NIFTY	11550.14	1.47	1345.86	3.83
BANKNIFTY	2321.25	-4.22	60.67	-1.37
MINIFTY	562.02	1.45	92.85	3.83
CNXIT	9.22	4.00	0.06	10.05
NFTYMCAP50	0.00	9.72	0.00	10.05

(Source: Karvy Research)

**KARVY RESEARCH DESK - HNI & RETAIL BROKING**

### Disclaimer

The information and views presented in this report are prepared by Karvy Stock Broking Limited. The information contained herein is based on our analysis and upon sources that we consider reliable. We, however, do not vouch for the accuracy or the completeness thereof. This material is for personal information and we are not responsible for any loss incurred based upon it. The investments discussed or recommended in this report may not be suitable for all investors. Investors must make their own investment decisions based on their specific investment objectives and financial position and using such independent advice, as they believe necessary. While acting upon any information or analysis mentioned in this report, investors may please note that neither Karvy nor Karvy Stock Broking nor any person connected with any associate companies of Karvy accepts any liability arising from the use of this information and views mentioned in this document.

The author, directors and other employees of Karvy and its affiliates may hold long or short positions in the above mentioned companies from time to time. Every employee of Karvy and its associate companies are required to disclose their individual stock holdings and details of trades, if any, that they undertake. The team rendering corporate analysis and investment recommendations are restricted in purchasing/selling of shares or other securities till such a time this recommendation has either been displayed or has been forwarded to clients of Karvy. All employees are further restricted to place orders only through Karvy Stock Broking Ltd. This report is intended for a restricted audience and we are not soliciting any action based on it. Neither the information nor any opinion expressed herein constitutes an offer or an invitation to make an offer, to buy or sell any securities, or any options, futures or other derivatives related to such securities.